

Scaled data based on original data using  
LM-79-08 Approved Method: Electrical and Photometric Measurements of Solid-  
State Lighting Products

Test Report Prepared for  
Cooper Lighting Solutions  
(formerly Eaton)

Brand: McGRAW-EDISON

Report Number: P386853

Luminaire Tested: **GWC-SA2C-735-U-T4W**

Issue Date: 3/3/2020

**Test Information**

Test Method: LM-79-08  
Report Number: P386853  
TEST IS SCALED FROM IESNA LM-79-08 TEST DATA (G2-1903-205-18)  
Test Lab: INNOVATION CENTER  
Issue Date: 3/3/2020  
Manufacturer: COOPER LIGHTING SOLUTIONS (FORMERLY EATON)  
Product Line: MCGRAW-EDISON  
Catalog Number: GWC-SA2C-735-U-T4W  
Description: GALLEON WALL LUMINAIRE  
(2) 70 CRI, 3500K, 1050mA LIGHTSQUARES WITH 16 LEDS EACH AND TYPE IV WIDE OPTICS  
Light Source: -  
Ballast/Driver: ELECTRONIC DRIVER

**Summary**

Lumens per Lamp: N/A  
Luminaire Lumens: 13769.6 lumens  
Efficiency: N/A  
Efficacy: 121.9 lumens/watt  
Luminous Opening: Rectangular (W 1' x L: 0.5' x H: 0')  
IES Classification: Type IV - Short  
BUG Rating: B2 - U0 - G3

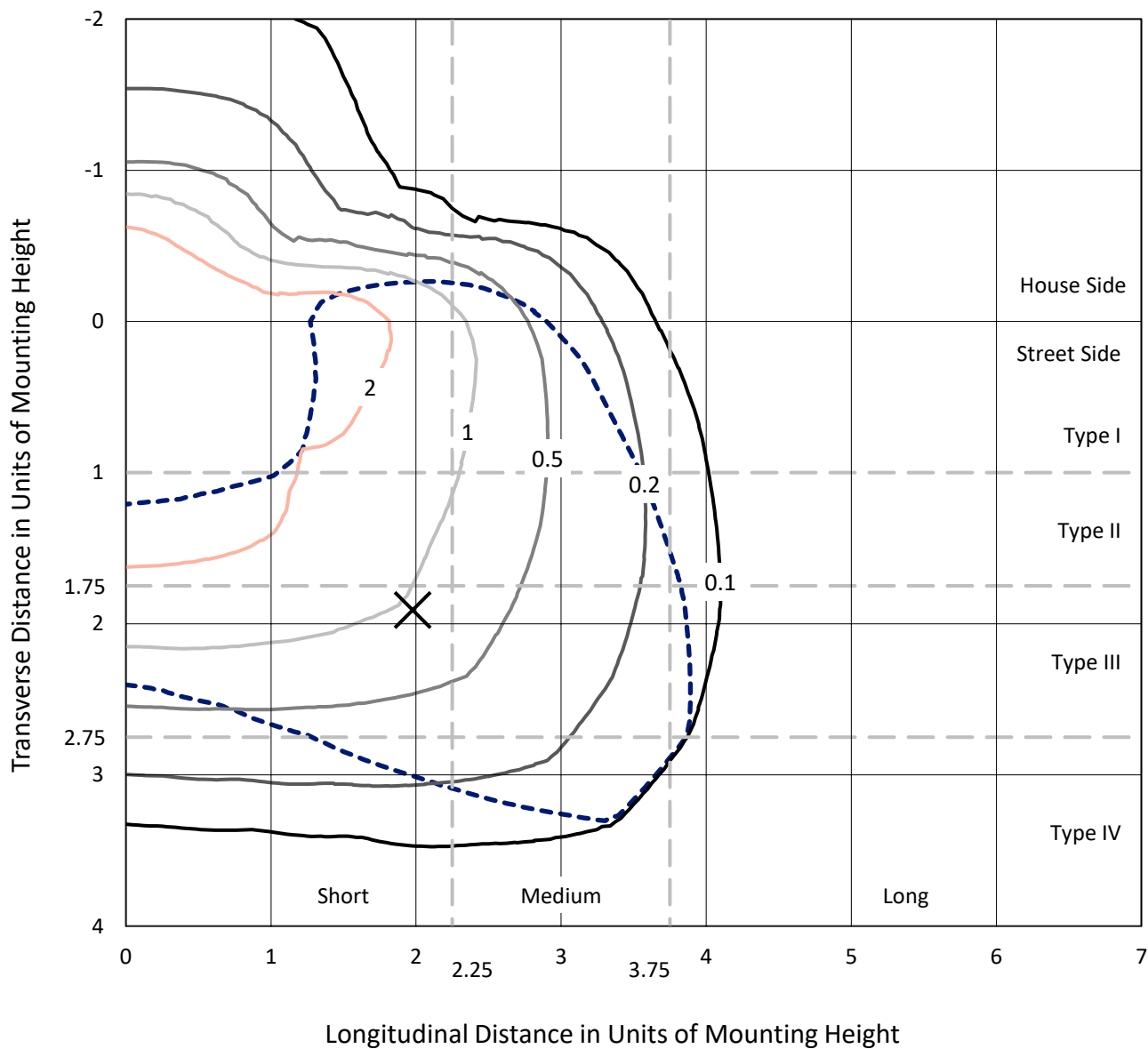
Input Watts (W): 113  
Input Voltage (V): NR  
Input Current (A<sub>in</sub>): NR  
Voltage Rise (V): NR  
Power Factor: NR  
Total Harmonic Distortion (THDi): NR  
Frequency (hertz): 60  
Stabilization Time: NR  
Operation Time: NR  
Ambient Temperature (°C): NR  
Test Distance: 24 FT



REPORT NUMBER: P386853  
 CATALOG NUMBER: GWC-SA2C-735-U-T4W

### Iso-Footcandle Lines of Horizontal Illumination

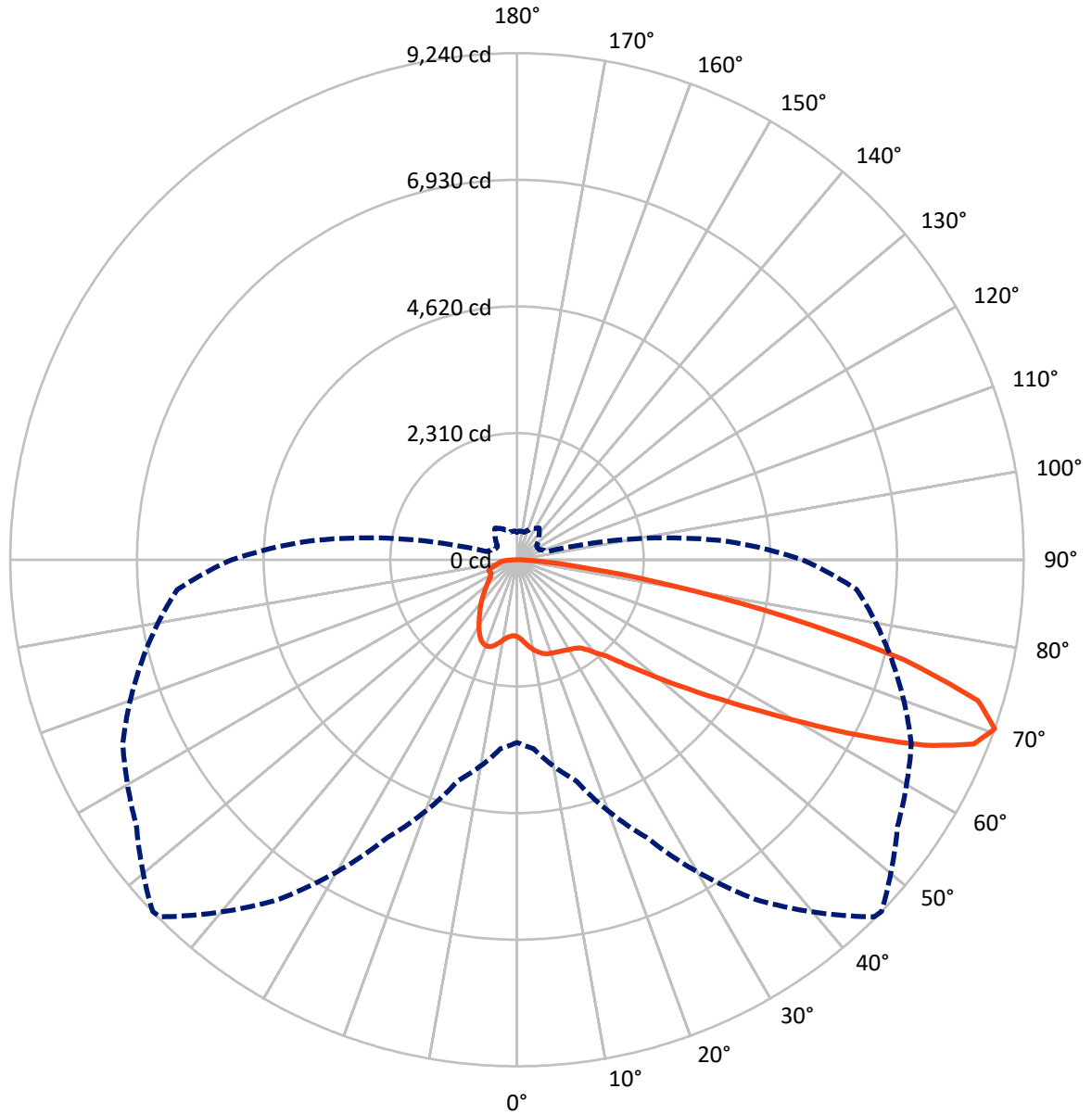
✕ Max cd  
 - - - 1/2 Max cd



Based on 20 foot mounting height. Maximum calculated value = 4.4 fc  
 Type IV - Short - N/A

REPORT NUMBER: P386853  
CATALOG NUMBER: GWC-SA2C-735-U-T4W

### Luminous Intensity Polar Plot



— Vertical Plane Through 46-Deg Lateral    - - - Horizontal Cone Through 70-Deg Vertical

REPORT NUMBER: P386853

CATALOG NUMBER: GWC-SA2C-735-U-T4W

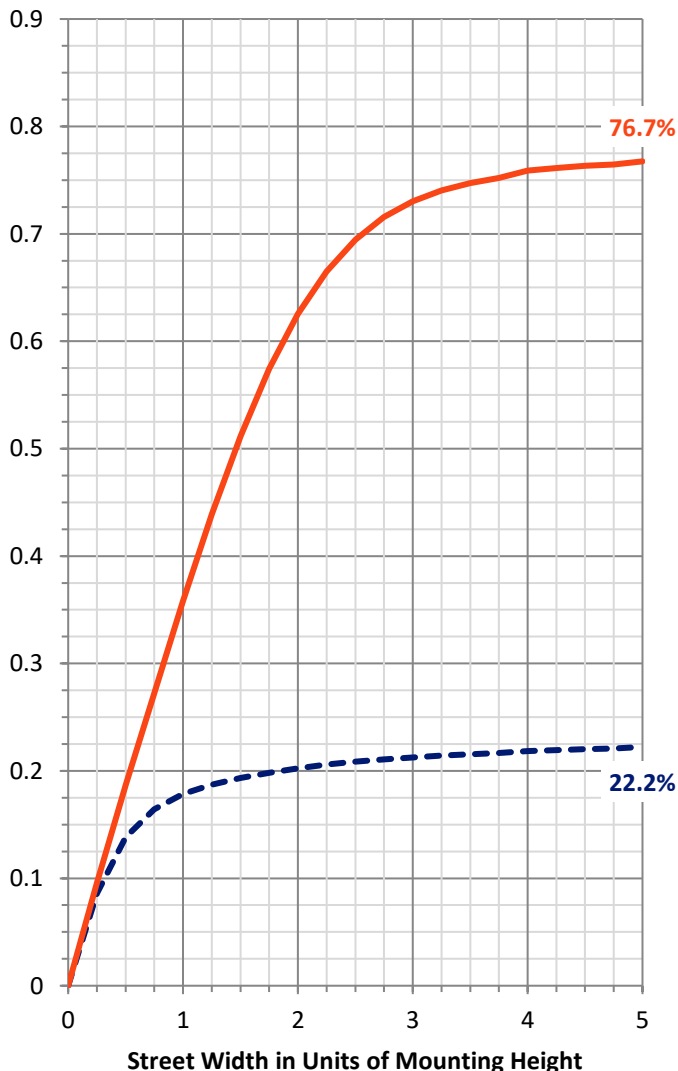
**FLUX DISTRIBUTION:**

		Downward	Upward	Total
<b>House Side</b>	Lumens	3155.9	0.0	3155.9
	% Fixture	22.9	0.0	22.9
<b>Street Side</b>	Lumens	10613.7	0.0	10613.7
	% Fixture	77.1	0.0	77.1
<b>Total</b>	Lumens	13769.6	0.0	13769.6
	% Fixture	100.0	0.0	100.0

**ZONAL LUMENS:**

Zone	Lumens	% Fixture
0°-10°	143.0	1.0
10°-20°	476.5	3.5
20°-30°	794.5	5.8
30°-40°	1127.4	8.2
40°-50°	1658.3	12.0
50°-60°	2808.4	20.4
60°-70°	3986.4	29.0
70°-80°	2421.8	17.6
80°-90°	353.4	2.6
90°-100°	0.0	0.0
100°-110°	0.0	0.0
110°-120°	0.0	0.0
120°-130°	0.0	0.0
130°-140°	0.0	0.0
140°-150°	0.0	0.0
150°-160°	0.0	0.0
160°-170°	0.0	0.0
170°-180°	0.0	0.0
0°-90°	13769.6	100.0
0°-180°	13769.6	100.0

**Coefficient of Utilization**



REPORT NUMBER: P386853

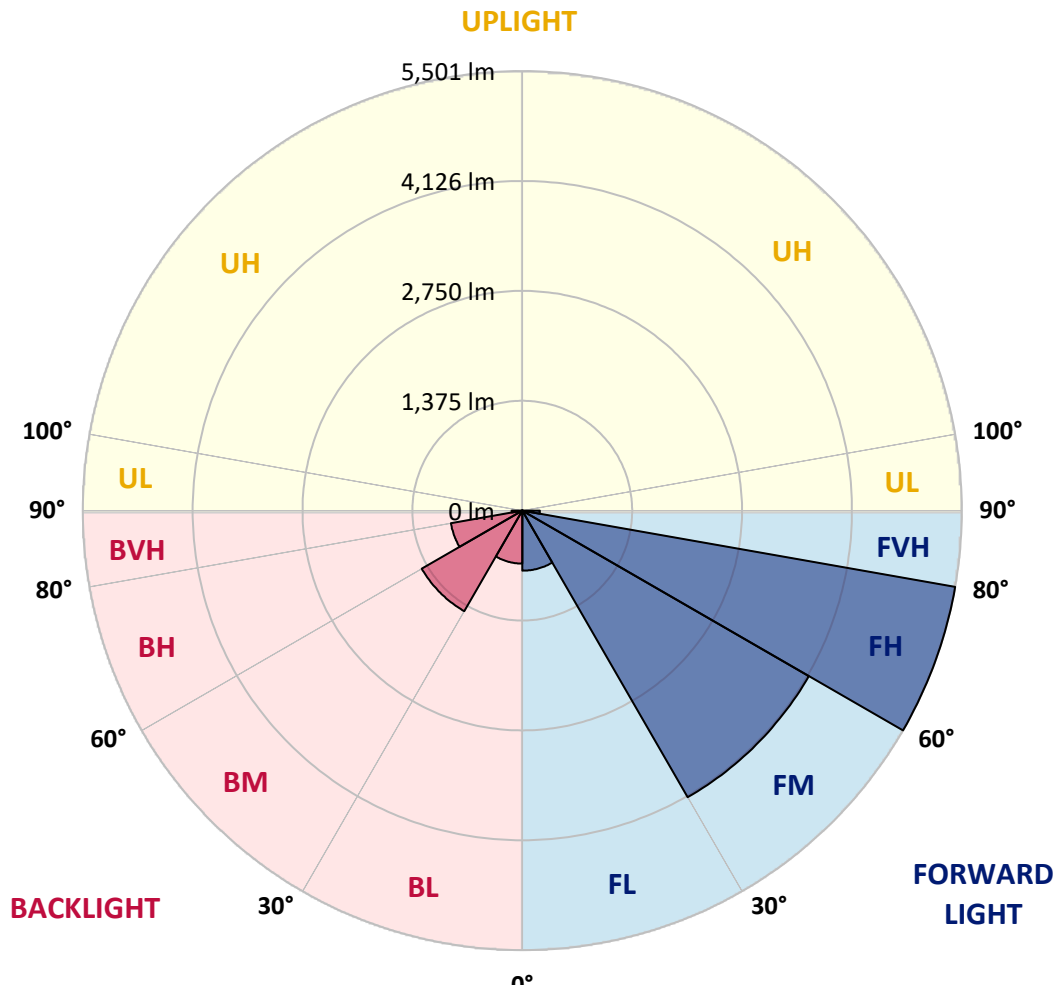
CATALOG NUMBER: GWC-SA2C-735-U-T4W

**LUMINAIRE CLASSIFICATION SYSTEM LUMEN TABLE AND BUG RATING:**

Zone	Lumens	% Fixture	Zone Rating/Lumen Limit		
			B	U	G
FL (0°-30°)	751.3	5.5			
FM (30°-60°)	4141.3	30.1			
FH (60°-80°)	5500.9	39.9			G3/7500
FVH (80°-90°)	220.2	1.6			G2/225
BL (0°-30°)	662.6	4.8	B2/1000		
BM (30°-60°)	1452.8	10.6	B2/2500		
BH (60°-80°)	907.3	6.6	B2/1000		G2/1000
BVH (80°-90°)	133.3	1.0			G2/225
UL (90°-100°)	0.0	0.0		U0/0	
UH (100°-180°)	0.0	0.0		U0/0	

**BUG Rating: B2-U0-G3**

Type IV Short





REPORT NUMBER: P386853

CATALOG NUMBER: GWC-SA2C-735-U-T4W

**CANDELA DISTRIBUTION (FULL):**

	0°	5°	15°	25°	35°	45°	46°	55°	65°	75°	85°
0°	1402.9	1402.9	1402.9	1402.9	1402.9	1402.9	1402.9	1402.9	1402.9	1402.9	1402.9
2.5°	1473.1	1474.0	1475.9	1471.2	1458.0	1454.2	1452.8	1439.2	1430.2	1417.0	1405.7
5°	1590.9	1591.8	1589.0	1575.8	1546.6	1524.9	1523.0	1491.9	1463.7	1433.5	1410.9
7.5°	1713.8	1715.2	1706.3	1681.3	1640.4	1602.7	1600.3	1557.9	1515.1	1469.3	1435.4
10°	1822.7	1817.1	1802.4	1767.6	1719.1	1672.9	1671.0	1626.7	1577.2	1522.1	1476.8
12.5°	1895.3	1890.6	1871.7	1829.3	1776.1	1733.7	1729.9	1688.9	1640.8	1580.5	1526.3
15°	1935.3	1938.6	1913.2	1865.2	1813.3	1777.5	1774.2	1744.9	1702.1	1641.3	1579.1
17.5°	1940.5	1943.3	1918.9	1871.3	1828.8	1804.4	1803.0	1783.6	1752.5	1694.1	1629.0
20°	1910.4	1912.2	1892.0	1852.9	1825.1	1817.5	1817.1	1808.6	1785.5	1733.7	1670.5
22.5°	1866.6	1868.0	1853.3	1825.1	1815.7	1827.4	1830.7	1827.4	1811.0	1762.4	1703.0
25°	1855.7	1854.7	1839.7	1811.0	1818.9	1843.9	1848.2	1849.6	1838.3	1795.8	1744.5
27.5°	1908.0	1904.7	1876.0	1829.8	1835.0	1865.2	1870.8	1884.4	1877.4	1840.2	1791.6
30°	2059.2	2053.6	1994.7	1901.4	1876.0	1891.6	1898.6	1920.3	1921.7	1890.6	1854.3
32.5°	2314.7	2307.6	2202.0	2035.3	1945.2	1918.4	1925.0	1957.5	1974.9	1950.9	1911.8
35°	2637.4	2629.5	2490.9	2262.8	2061.1	1969.7	1974.4	2000.3	2035.3	2001.3	1949.5
37.5°	2973.9	2954.6	2821.3	2530.5	2245.4	2079.5	2079.5	2082.8	2099.4	2028.6	1993.8
40°	3308.5	3289.2	3168.6	2845.3	2483.9	2252.5	2241.7	2168.6	2155.4	2094.7	2082.8
42.5°	3619.5	3613.8	3542.7	3201.1	2763.8	2422.6	2407.5	2283.6	2286.4	2248.7	2249.2
45°	3950.3	3950.3	3892.4	3560.1	3089.9	2695.9	2680.8	2498.5	2526.8	2509.3	2551.2
47.5°	4220.3	4228.9	4220.8	3934.3	3469.2	3043.2	3015.9	2796.3	2875.5	2935.3	3057.4
50°	4496.0	4509.2	4510.6	4344.8	3927.7	3456.0	3424.9	3191.7	3368.4	3539.9	3779.7
52.5°	4896.1	4925.8	4807.5	4754.3	4489.5	3946.1	3915.5	3700.1	3995.1	4235.9	4649.2
55°	5267.0	5241.1	5156.7	5189.7	5090.7	4504.0	4480.9	4292.0	4693.5	5006.4	5543.1
57.5°	5467.7	5465.8	5550.6	5692.0	5739.1	5192.0	5172.7	4988.9	5480.9	5716.0	6382.3
60°	5703.3	5706.6	5916.8	6237.7	6431.8	6048.8	6040.2	5900.8	6245.7	6378.6	7040.7
62.5°	5736.3	5795.7	6157.5	6709.9	7080.2	7049.6	7068.5	6722.1	6929.9	6907.3	7532.2
65°	5357.0	5435.1	6090.2	6852.7	7724.9	8144.3	8161.7	7548.2	7469.5	7359.2	7707.9
67.5°	4579.5	4695.4	5406.9	6542.1	7937.4	8953.4	8977.9	8188.6	7917.1	7512.3	7284.8
70°	3332.6	3461.2	4177.5	5587.4	7558.6	9212.1	9239.9	8471.8	7934.1	7076.5	6218.9
72.5°	2013.1	2113.9	2704.4	4113.4	6379.5	8740.9	8790.4	8112.7	7243.8	5994.1	4592.1
75°	884.1	950.0	1307.6	2370.3	4567.1	7232.0	7293.7	6944.1	5885.7	4356.1	2714.3
77.5°	376.5	395.4	536.3	1029.7	2581.9	4941.8	5026.6	5073.8	3993.2	2370.3	1147.0
80°	234.7	242.2	303.5	466.0	1208.2	2775.5	2866.9	2985.2	1983.0	871.3	400.6
82.5°	142.8	151.2	201.7	281.8	629.1	1258.2	1302.0	1385.4	769.6	376.5	207.3
85°	85.8	91.9	123.4	178.1	358.1	494.8	494.3	546.6	362.4	242.2	109.3
87.5°	41.0	45.7	65.9	92.3	180.5	185.6	173.9	197.0	220.1	158.9	55.1
90°	0.0	0.0	0.0	0.0	0.0	0.0	0.0	0.0	0.0	0.0	0.0



REPORT NUMBER: P386853

CATALOG NUMBER: GWC-SA2C-735-U-T4W

**CANDELA DISTRIBUTION (continued):**

	90°	95°	105°	115°	125°	135°	145°	155°	165°	175°	180°
0°	1402.9	1402.9	1402.9	1402.9	1402.9	1402.9	1402.9	1402.9	1402.9	1402.9	1402.9
2.5°	1402.0	1400.1	1393.9	1389.2	1388.2	1385.4	1383.1	1384.5	1386.4	1386.8	1386.8
5°	1401.5	1396.2	1388.2	1384.9	1389.2	1394.8	1402.0	1411.3	1417.0	1421.2	1424.0
7.5°	1424.0	1414.2	1405.2	1403.4	1411.8	1426.8	1442.9	1462.7	1476.4	1485.8	1487.7
10°	1461.8	1449.5	1440.6	1442.4	1457.6	1479.2	1501.8	1527.3	1548.0	1560.7	1561.6
12.5°	1505.1	1493.4	1484.8	1492.9	1517.9	1544.3	1567.8	1589.9	1608.8	1621.5	1621.5
15°	1555.1	1546.6	1536.7	1555.1	1589.0	1612.6	1622.4	1633.3	1643.7	1653.1	1651.2
17.5°	1603.2	1595.1	1589.9	1611.6	1646.9	1657.7	1651.2	1643.2	1643.2	1648.4	1649.3
20°	1644.6	1637.6	1640.8	1662.1	1680.4	1669.1	1644.6	1619.1	1608.8	1611.6	1614.4
22.5°	1680.9	1677.6	1687.5	1697.4	1684.1	1644.6	1599.3	1564.9	1552.3	1551.3	1552.3
25°	1723.3	1722.8	1735.1	1717.2	1658.8	1585.7	1524.9	1491.5	1484.3	1490.1	1499.5
27.5°	1776.1	1781.3	1787.4	1721.9	1606.9	1496.6	1434.9	1411.8	1418.9	1432.6	1441.5
30°	1843.5	1857.6	1844.4	1710.1	1532.4	1394.8	1335.9	1329.3	1348.7	1367.9	1377.4
32.5°	1908.9	1931.1	1899.1	1679.4	1436.3	1287.0	1241.2	1239.3	1262.9	1281.7	1295.0
35°	1961.7	2005.6	1940.0	1618.7	1325.1	1187.5	1154.0	1141.4	1149.8	1172.0	1187.0
37.5°	2030.5	2103.6	1968.3	1525.9	1204.5	1105.5	1066.4	1037.2	1029.7	1038.6	1046.1
40°	2156.4	2252.9	1981.6	1396.2	1086.7	1023.5	983.9	941.1	911.4	889.7	890.2
42.5°	2361.8	2447.6	1973.0	1238.9	977.8	943.4	898.6	849.1	801.1	752.1	748.3
45°	2695.4	2736.9	1947.6	1072.0	882.2	859.5	817.6	768.1	704.0	648.4	643.2
47.5°	3229.4	3137.5	1908.0	926.4	797.8	788.3	749.7	692.7	624.9	580.1	576.3
50°	3957.4	3715.7	1888.7	810.5	723.3	726.2	694.6	634.3	570.2	537.2	533.4
52.5°	4828.2	4389.0	1925.9	721.0	663.5	673.4	649.9	593.3	539.6	513.7	509.9
55°	5731.6	5086.4	1966.0	656.0	606.9	626.3	618.2	571.6	523.1	499.0	495.7
57.5°	6504.9	5607.1	1885.8	603.2	556.5	586.7	593.8	557.9	514.6	492.9	489.1
60°	6991.6	5816.9	1675.7	553.7	516.5	555.1	579.6	554.1	517.9	516.0	513.2
62.5°	7222.5	5798.5	1360.4	514.6	491.5	541.5	589.9	575.4	555.6	572.6	574.0
65°	7118.9	5521.4	1013.1	488.7	473.5	546.6	621.1	615.4	566.5	583.4	585.7
67.5°	6436.5	4860.2	750.2	466.0	453.8	561.2	677.6	628.6	545.2	557.4	549.9
70°	5202.4	3853.3	578.7	440.6	433.5	559.3	703.0	620.7	522.1	524.9	504.6
72.5°	3587.5	2627.6	470.7	417.0	404.3	509.9	685.2	600.8	502.8	481.2	454.3
75°	1950.9	1410.4	400.1	392.6	352.9	447.7	652.2	586.7	485.4	456.6	441.5
77.5°	767.7	585.2	347.3	359.0	308.7	395.4	615.4	559.8	461.3	423.7	416.1
80°	313.4	298.7	287.9	310.6	265.3	345.9	571.2	528.2	432.6	393.0	377.9
82.5°	177.6	185.6	223.9	245.0	215.3	318.5	549.9	502.8	398.2	352.0	334.1
85°	90.9	108.9	155.9	175.8	158.3	270.9	506.6	440.1	319.5	269.5	270.9
87.5°	43.9	60.8	98.4	110.3	102.8	196.1	378.4	319.0	248.8	197.0	190.9
90°	0.0	0.0	0.0	0.0	0.0	0.0	0.0	0.0	0.0	0.0	0.0



Signify Classified - Internal  
Cooper Lighting Solutions Photometric Lab  
1121 Highway 74 South  
Peachtree City, GA 30269

Scaled Data Report



Report Generated By 670245982

Signify Classified - Internal  
Cooper Lighting Solutions Photometric Lab  
1121 Highway 74 South  
Peachtree City, GA 30269

Scaled Data Report



Signify Classified - Internal  
Cooper Lighting Solutions Photometric Lab  
1121 Highway 74 South  
Peachtree City, GA 30269

Scaled Data Report



Signify Classified - Internal  
Cooper Lighting Solutions Photometric Lab  
1121 Highway 74 South  
Peachtree City, GA 30269

Scaled Data Report





--- HS — SS

Signify Classified - Internal  
Cooper Lighting Solutions Photometric Lab  
1121 Highway 74 South  
Peachtree City, GA 30269

Scaled Data Report



u

Signify Classified - Internal  
Cooper Lighting Solutions Photometric Lab  
1121 Highway 74 South  
Peachtree City, GA 30269

Scaled Data Report



Signify Classified - Internal  
Cooper Lighting Solutions Photometric Lab  
1121 Highway 74 South  
Peachtree City, GA 30269

Scaled Data Report



(END OF REPORT)